


Mono Half Cut

Monofacial 440~460W

SN(440~460W)-120M 9BB >

Mono MBB perc large size half cut module



KEY FEATURES



M10 wafer MBB half cut technology

Large-size cells increase the effective generation area, less current transfer distance & resistance, improve generation efficiency



High efficiency cells & high module yield guarantee

Adopt latest A grade high efficiency MBB cells, increase power generation & the rate of return on investment



Special cells strings array layout

Effectively reduce the working temperature & current, improve low-light generation and shadow performance



Optimized module size & weight

Excellent industry size compatibility, suitable for ultra power plant & commercial projects, effectively reducing LCOE & transportation costs



Stable generation capacity and power loss guarantee

0~+5W power output guarantee, 1st year power degradation $\leq 2\%$, 2nd year to 25th year power degradation $\leq 0.6\%$



Excellent environmental adaptability and anti-aging ability

Excellent anti-PID, sand-dust, salt-mist & ammonia resistance ability; 2400Pa wind load & 5400Pa snow load approved

CERTIFICATION

IEC61215 | IEC61730 | IEC 61701 | CE | INMETRO

ISO 9001

2015 Quality Management System

ISO 14001

2015 Environmental Management System

ISO45001

2018 Occupational Health and Safety Management System



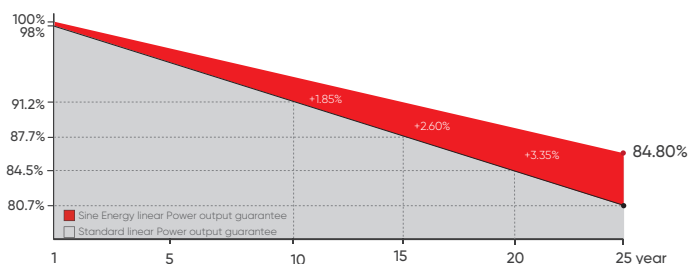
INDUSTRY LEADING WARRANTY

12 years

Guarantee on product material and workmanship

25 years

Linear power output warranty



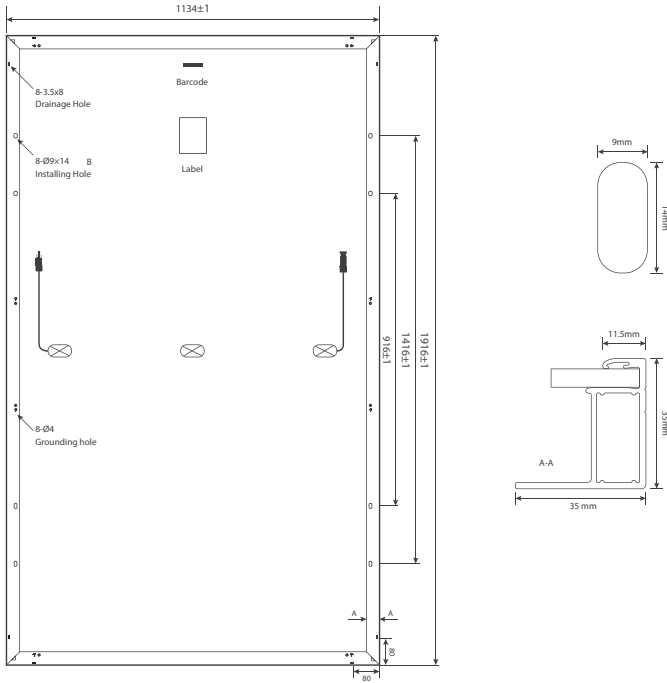
SN(440~460W)-120M

Weight
22.5kg

Number of Cells
120pcs(20×6)

Module Size
1916×1134×35mm

Packing
31pcs/pallet, 744pcs/40HQ



MECHANICAL SPECIFICATIONS

Solar Cell Type	182×91mm
Glass	3.2mm tempered, high transmission ART coating
Back Sheet	Black KPF
Frame	Silver Anodized Aluminium Alloy
Junction Box	IP68
No. of Diodes	3pcs
Output Cable	4.0mm ² 400/400mm (custmized available)
Connector	MC4 Compatible (MC4 Original optional)
Wind/Snow Load	2400pa/5400pa

TEMPERATURE COEFFICIENT

Nominal Operating Cell Temp(NOCT)	44±2 C
Temperature Coefficient of ISC	0.060% C
Temperature Coefficient of VOC	-0.30% C
Temperature Coefficient of Pmax	-0.39% C
Operational Temperature	-40~85 C
Maximum System Voltage	1500V DC(IEC)
Maximum Series Fuse Rating	25A

ELECTRICAL SPECIFICATION (STC)

	440W	445W	450W	455W	460W
Maximum Power -Pmax(W)	440W	445W	450W	455W	460W
Maximum Power Voltage-Vmp(V)	33.91V	34.06V	34.21V	34.36V	34.52V
Maximum Power Current-Imp(A)	12.98A	13.07A	13.16A	13.25A	13.34A
Open Circuit Voltage -Voc(V)	40.95V	41.10V	41.25V	41.40V	41.55V
Short Circuit Current-Isc(A)	13.41A	13.52A	13.62A	13.72A	13.82A
Module Efficiency(STC) -ηm(%)	20.39%	20.62%	20.85%	21.08%	21.32%
Power output tolerance(W)	0~+5W				

STC:Irradiance:1000W/m², Module Temperature:25°C,Air Mass:1.5

Electrical Specification (NOCT)

	330W	334W	338W	342W	346W
Maximum Power -Pmax(W)	330W	334W	338W	342W	346W
Maximum Power Voltage-Vmp(V)	31.34V	31.49V	31.64V	31.79V	31.94V
Maximum Power Current-Imp(A)	10.54A	10.62A	10.69A	10.77A	10.85A
Open Circuit Voltage -Voc(V)	37.76V	37.91V	38.06V	38.21V	38.36V
Short Circuit Current-Isc(A)	11.19A	11.28A	11.36A	11.45A	11.54A

NOCT:Irradiance:800W/m², Ambient Temperature:20°C,Air Mass:1.5,Wind Speed:1m/s

I-V Curve

