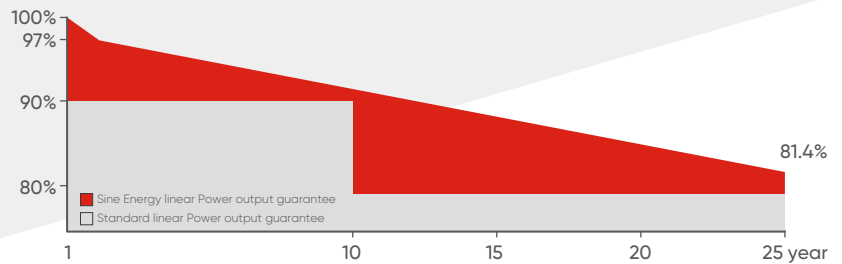


Mono Half Cut

Monofacial 490~505W

SN(490~505W)-132M



12 Years

Guarantee on product material and workmanship

25 Years

Linear power output warranty

Certification

IEC61215 | IEC61730 | IEC 61701 | CE | INMETRO

ISO 9001

2015 Quality Management System

ISO 14001

2015 Environmental Management System

ISO45001

2018 Occupational Health and Safety Management System



CE PID

Key Features

M10 wafer plus MBB half cut technology

Large-size cells increase the effective generation area, less current transfer distance & resistance, improve generation efficiency.

High efficiency cells & high module yield

Adopt latest A grade high efficiency MBB cells, increase power generation & the rate of return on investment.

Twin panels parallel connection

12 cells strings array in twin parallel connection, lower panel temperature and hot spot, better shadow performance.

Optimal solar module size

Excellent industry size compatibility, suitable for ultra power plant & commercial projects, effectively reducing LCOE & transportation costs.

Stable generation capacity and power loss guarantee

0~+5W power output guarantee, 1st year power degradation 2%, 2nd year to 25th year power degradation 0.6%.

Excellent environmental adaptability & anti-aging ability

Excellent anti-PID ability, sand-dust, salt-mist, and ammonia resistance ability, 2400Pa wind load and 5400Pa snow load approved.

SN(490~505W)-132M

Weight
25.5kg

Number of Cells
132pcs(22*6)

Module Size
2094*1134*35mm

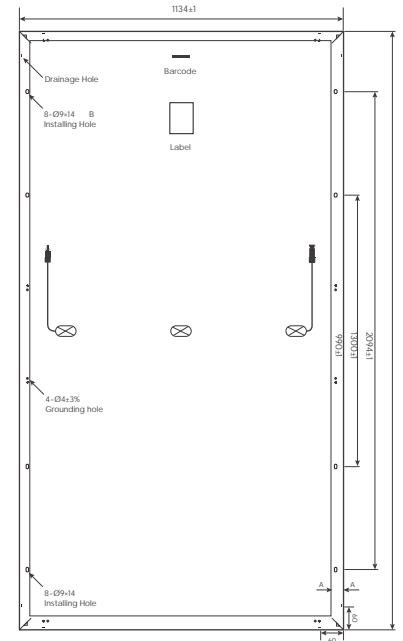
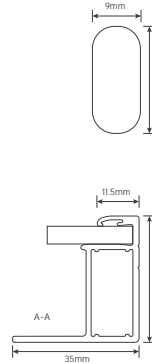
Packing
31pcs/pallet, 682pcs/40HQ

MECHANICAL SPECIFICATIONS

Solar Cell Type	182×91mm
Glass	3.2mm tempered, high transmission ART coating
Back Sheet	White KPF
Frame	Silver Anodized Aluminium Alloy
Junction Box	IP68
No. of Diodes	3pcs
Output Cable	4.0mm ² 400/400mm (custmized available)
Connector	MC4 Compatible (MC4 Original optional)
Wind/Snow Load	2400pa/5400pa

TEMPERATURE COEFFICIENT

Nominal Operating Cell Temp(NOCT)	44±2 C
Temperature Coefficient of ISC	0.060% C
Temperature Coefficient of VOC	-0.30% C
Temperature Coefficient of Pmax	-0.39% C
Operational Temperature	-40~85 C
Maximum System Voltage	1500V DC(IEC)
Maximum Series Fuse Rating	20A



ELECTRICAL SPECIFICATION (STC)

Module Type: SN(490~505W)-132M

	490W	495W	500W	505W
Maximum Power -Pmax(W)	490W	495W	500W	505W
Maximum Power Voltage-Vmp(V)	37.50V	37.65V	37.80V	37.92V
Maximum Power Current-Imp(A)	13.07A	13.15A	13.23A	13.32A
Open Circuit Voltage -Voc(V)	45.24V	45.39V	45.54V	45.69V
Short Circuit Current-Isc(A)	13.54A	13.63A	13.72A	13.82A
Module Efficiency(STC) -ηm(%)	20.64%	20.85%	21.06%	21.27%
Power output tolerance(W)	0~+5W			

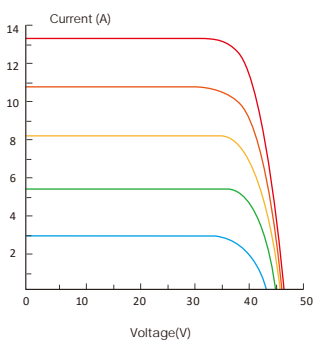
STC:Irradiance:1000W/m², Module Temperature:25°C,Air Mass:1.5

Electrical Specification (NOCT)

	368W	372W	376W	380W
Maximum Power -Pmax(W)	368W	372W	376W	380W
Maximum Power Voltage-Vmp(V)	34.67V	34.82V	34.97V	35.09V
Maximum Power Current-Imp(A)	10.62A	10.69A	10.76A	10.83A
Open Circuit Voltage -Voc(V)	41.73V	41.88V	42.03V	42.17V
Short Circuit Current-Isc(A)	11.28A	11.36A	11.44A	11.52A

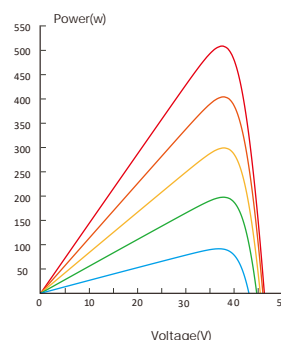
NOCT:Irradiance:800W/m², Ambient Temperature:20°C,Air Mass:1.5,Wind Speed:1m/s

I-V Curve SN(490~505W)-132M



Current-Voltage Curve(505W)

- 1000W/m²
- 800W/m²
- 600W/m²
- 400W/m²
- 200W/m²



Power-Voltage Curve(505W)

- 1000W/m²
- 800W/m²
- 600W/m²
- 400W/m²
- 200W/m²