

Mono Half Cut

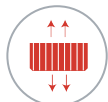
Monofacial 400~410W

SN(400~410W)-108MF **9BB** ▶

Mono MBB perc large size half cut module



KEY FEATURES



M10 wafer MBB half cut technology

Large-size cells increase the effective generation area, less current transfer distance & resistance, improve generation efficiency



High efficiency cells & high module yield guarantee

Adopt latest A grade high efficiency MBB cells, increase power generation & the rate of return on investment



Special cells strings array layout

Effectively reduce the working temperature & current, improve low-light generation and shadow performance



Optimized module size & weight

Excellent industry size compatibility, suitable for ultra power plant & commercial projects, effectively reducing LCOE & transportation costs



Stable generation capacity and power loss guarantee

0~+5W power output guarantee, 1st year power degradation $\leq 2\%$, 2nd year to 25th year power degradation $\leq 0.6\%$



Excellent environmental adaptability and anti-aging ability

Excellent anti-PID, sand-dust, salt-mist & ammonia resistance ability; 2400Pa wind load & 5400Pa snow load approved

CERTIFICATION

IEC61215 | IEC61730 | IEC 61701 | CE | INMETRO

ISO 9001

2015 Quality Management System

ISO 14001

2015 Environmental Management System

ISO45001

2018 Occupational Health and Safety Management System



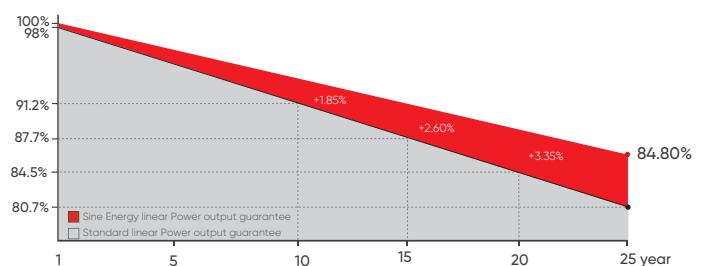
INDUSTRY LEADING WARRANTY

12 years

Guarantee on product material and workmanship

25 years

Linear power output warranty



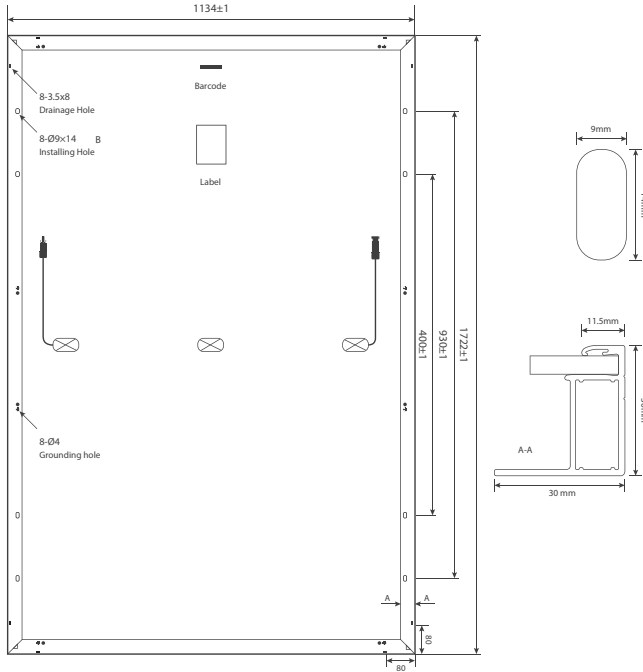
SN(400~410W)-108MF

Weight
19.5kg

Number of Cells
108pcs(18×6)

Module Size
1722×1134×30mm

Packing
36pcs/pallet, 936pcs/40HQ



MECHANICAL SPECIFICATIONS

Solar Cell Type	182×91mm
Glass	3.2mm tempered, high transmission ART coating
Back Sheet	Black KPF
Frame	Silver Anodized Aluminium Alloy
Junction Box	IP68
No. of Diodes	3pcs
Output Cable	4.0mm ² 400/400mm (custmized available)
Connector	MC4 Compatible (MC4 Original optional)
Wind/Snow Load	2400pa/5400pa

TEMPERATURE COEFFICIENT

Nominal Operating Cell Temp(NOCT)	44±2 C
Temperature Coefficient of ISC	0.060% C
Temperature Coefficient of VOC	-0.30% C
Temperature Coefficient of Pmax	-0.39% C
Operational Temperature	-40~85 C
Maximum System Voltage	1500V DC(IEC)
Maximum Series Fuse Rating	25A

ELECTRICAL SPECIFICATION (STC)

	400W	405W	410W
Maximum Power -Pmax(W)	400W	405W	410W
Maximum Power Voltage-Vmp(V)	30.72V	30.92V	31.12A
Maximum Power Current-Imp(A)	13.02A	13.10A	13.17A
Open Circuit Voltage -Voc(V)	36.75V	36.95V	37.15V
Short Circuit Current-Isc(A)	13.48A	13.55A	13.62A
Module Efficiency(STC) -ηm(%)	20.48%	20.74%	21.00%
Power output tolerance(W)	0~+5W		

STC:Irradiance:1000W/m², Module Temperature:25°C,Air Mass:1.5

Electrical Specification (NOCT)

	295.5W	299W	302.5W
Maximum Power -Pmax(W)	295.5W	299W	302.5W
Maximum Power Voltage-Vmp(V)	28.80V	29.00V	29.20V
Maximum Power Current-Imp(A)	10.26A	10.31A	10.36A
Open Circuit Voltage -Voc(V)	34.45V	34.65V	34.85V
Short Circuit Current-Isc(A)	10.72A	10.77A	10.85A

NOCT:Irradiance:800W/m², Ambient Temperature:20°C,Air Mass:1.5,Wind Speed:1m/s

I-V Curve

